

# VIRTUAL ANNUAL SHAREHOLDERS' MEETING GUIDE 2017

## Getting Started

The Fletcher Building 2017 annual shareholders' meeting is viewable from smartphone, tablet or desktop devices. In order to participate online you will need to either:

- Download the Lumi AGM app from the Apple App or Google Play Stores—search for **Lumi AGM**; or
- Visit [web.lumiagm.com](http://web.lumiagm.com) on your desktop or mobile device. Lumi AGM supports the latest versions of Chrome, Safari, Internet Explorer, Edge and Firefox. Ensure that your browser is compatible.

Meeting ID: **326-751-791**

To log in, you must have the following information (which can be found on your Shareholders' voting form):

### New Zealand Residents

Username (CSN or Holder number) and Password (postcode for your registered address)

### Overseas Residents

Username (CSN or Holder number) and Password (three-character ISO3 country code) e.g. AUS is the ISO3 code for Australia.

You can find a full list at [www.computershare.com/iso3](http://www.computershare.com/iso3)

### Appointed Proxy

A username and password will be provided by Computershare Investor Services to proxy holders prior to the meeting.

If you have not received your username and password, please contact Computershare Investor Services on +64 9 488 8700 between 8.30am to 5.00pm (NZST) Monday to Friday.

Using the Lumi AGM app:

### Accessing the virtual meeting

## Access


Once you have either downloaded the Lumi AGM app or entered [web.lumiagm.com](http://web.lumiagm.com) into your web browser, you'll be prompted to enter the Meeting ID and accept the terms and conditions.


You will then be required to enter your:

- username; and
- password

### Navigating Lumi AGM


## Navigation

When successfully authenticated, the info screen  will be displayed. You can view company information, ask questions and watch the webcast.

If you would like to watch the webcast press the broadcast icon  at the bottom of the screen.

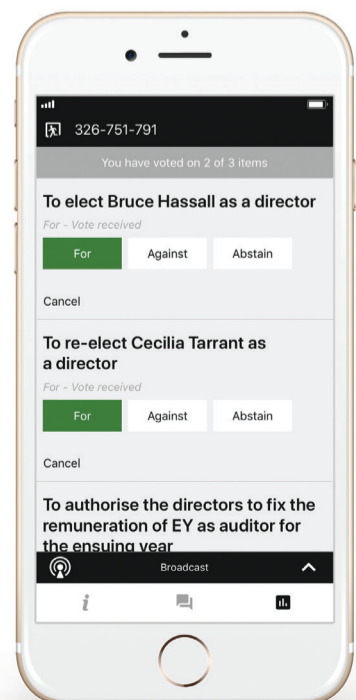

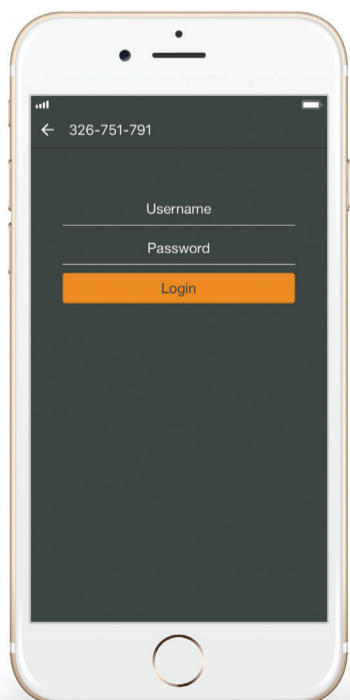
### How to vote in Lumi AGM

## Voting


The chairman will open voting on all resolutions at the start of the meeting. Once the voting has opened,  will appear on the navigation bar at the bottom of the screen. From here, the resolutions and voting choices will be displayed.

To vote, simply select your voting direction from the options shown on screen. To change your vote, simply select another direction.

Once the chairman has opened voting, voting can be performed at anytime during the meeting until the chairman closes the voting on the resolutions.




# Downloads

Links to the Notice of Meeting and Annual Report are present on the info screen . When you click on a link, the selected document will open in your browser.

Data usage for streaming the annual shareholders' meeting or downloading documents via the Lumi AGM platform varies depending on individual use, the specific device being used for streaming or download (Android, iPhone, etc) and the network connection (3G, 4G).



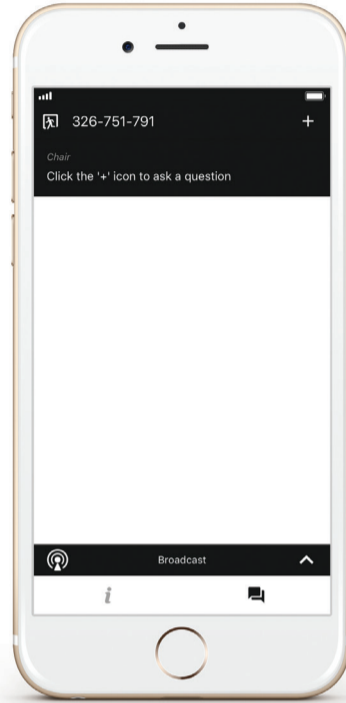
# Questions

Any shareholder or appointed proxy attending the meeting is eligible to ask questions. If you would like to ask a question, select  then type and submit your question.

Questions sent via the Lumi AGM online platform will be moderated before being sent to the chairman. This is to avoid repetition and remove any inappropriate language.

Please note that not all questions may be able to be answered during the time set aside for questions at the meeting. In this case, your question will be answered by email or post after the meeting.

Questions relating to specific resolutions being voted on at the meeting must be submitted prior to the cut-off time for questions as notified to the meeting by the chairman.



**Remote entry to the Annual Shareholders' Meeting will open at 10.15am on Wednesday, 25 October 2017**



[web.lumiagm.com](http://web.lumiagm.com)