

# Virtual Annual Shareholders' Meeting Guide

## GETTING STARTED

Fletcher Building Limited 2019 annual shareholders' meeting is viewable from smartphone, tablet or desktop devices. In order to participate online you will need to either:

- download the Lumi AGM app from the Apple App or Google Play Stores—search for **Lumi AGM**; or
- visit **web.lumiagm.com** on your desktop or mobile device. Lumi AGM supports the latest versions of Chrome, Safari, Internet Explorer, Edge and Firefox. Ensure that your browser is compatible.

## TO LOG IN, YOU MUST HAVE THE FOLLOWING INFORMATION

### New Zealand Residents

Username (CSN/Securityholder Number) and Password (postcode for your registered address).

### Overseas Residents

Username (CSN/Securityholder Number) and Password (three-character ISO3 country code) e.g. AUS is the ISO3 code for Australia.

You can find a full list at [www.computershare.com/iso3](http://www.computershare.com/iso3)

### Appointed Proxy

A username and password will be provided by Computershare Investor Services to proxy holders prior to the meeting.

If you have not received your username and password, please contact Computershare Investor Services on +64 9 488 8777 between 8.30am to 5.00pm Monday to Friday.

## USING LUMI AGM


### Accessing the virtual meeting


Once you have either downloaded the Lumi AGM app or entered **web.lumiagm.com** into your web browser, you'll be prompted to enter the Meeting ID and accept the terms and conditions.

You will then be required to enter your:


- username (CSN/Securityholder Number);
- password (postcode, or country code for overseas residents)

### Navigating Lumi AGM

When successfully authenticated, the info screen  will be displayed. You can view company information, ask questions and watch the webcast.

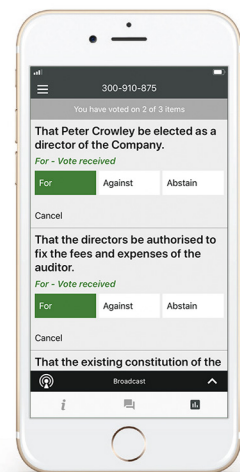
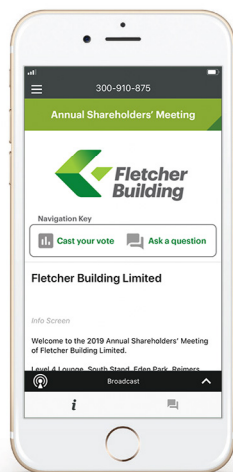
If you would like to watch the webcast press the broadcast icon  at the bottom of the screen.

### How to vote in Lumi AGM


The Chair will open voting on all resolutions at the start of the meeting. Once the voting has opened,  will appear on the navigation bar at the bottom of the screen. From here, the resolutions and voting choices will be displayed.

To vote, simply select your voting direction from the options shown on screen. To change your vote, simply select another direction.

Once the Chair has opened voting, voting can be performed at any time during the meeting until the Chair closes the voting on the resolutions.




## Access company documents

Links to the notice of meeting, marked-up constitution and annual report are present on the info screen . When you click on a link, the selected document will open in your browser.

Data usage for streaming the annual shareholders' meeting or downloading documents via the Lumi AGM platform varies depending on individual use, the specific device being used for streaming or download (Android, iPhone, etc) and the network connection (3G, 4G).


## Asking a question

Any shareholder or appointed proxy attending the meeting is eligible to ask questions. If you would like to ask a question, select  then type and submit your question.


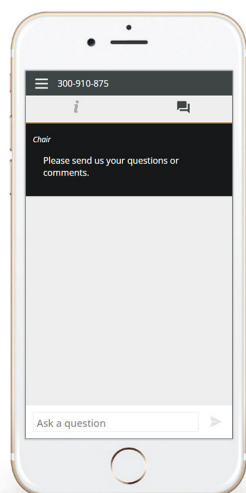
Questions sent via the Lumi AGM online platform will be moderated before being sent to the Chair. This is to avoid repetition and remove any inappropriate language.

Please note that not all questions may be able to be answered during the time set aside for questions at the meeting.

## Watching the webcast

If you would like to watch the webcast press the broadcast icon  on the screen.

The video and/or slides will appear shortly after (dependant on the speed of your internet connection).



**Remote entry to the Annual Shareholders' Meeting will open at 10.15am on Thursday 28 November 2019.**

## VOTING AT A GLANCE


### Step 1

Open Lumi AGM and enter the Meeting ID shown in top right corner

### Step 2

Enter your username and password (CSN/Securityholder Number and postcode)

### Step 3

When the poll is opened, click  and select your desired voting direction